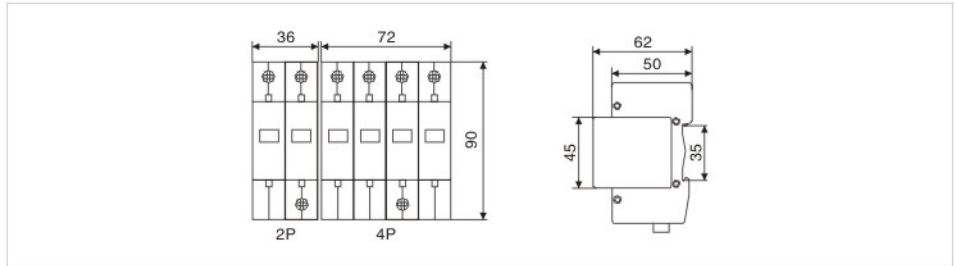


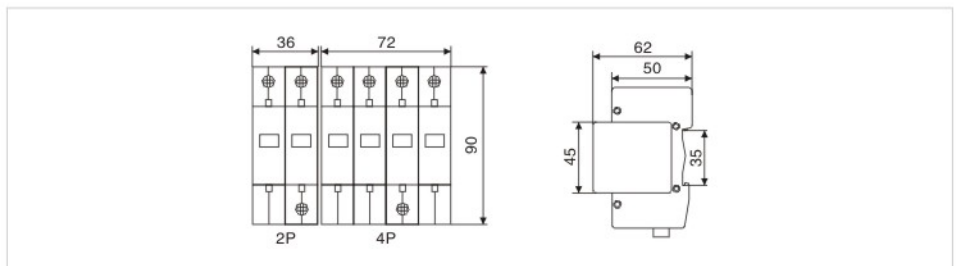


**Surge Protective Device (SPD)**



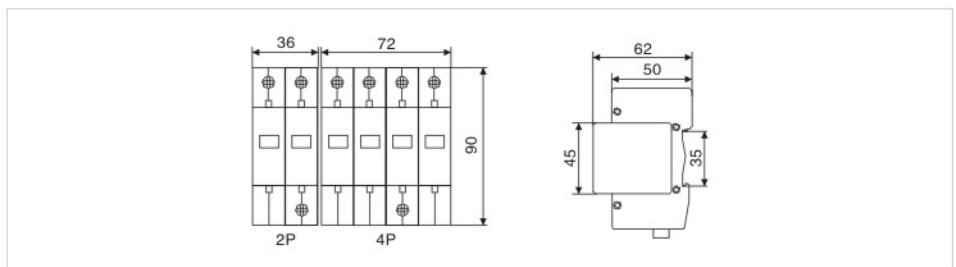
Model No.	Rated Voltage Uo(V~)	Continuous Working Voltage Uc(V~)	Protection Level Up(kV)	Standard Discharge Current (8/20 μ s) In(kA)	Max Current Capacity Imax (8/20 μ s) In(kA)	Response Time (ns)	Working Environment °C	Relative Humidity
CN1-B30/2P	230/420	300	1.2	5	10	25	-40~+85	≤95%(25°C)
CN1-B30/3P	230/420	345	1.5	10	20	25	-40~+85	≤95%(25°C)

Poles: 1、1+1、2、2+1、3、3+1、4



Model No.	Rated Voltage Uo(V~)	Continuous Working Voltage Uc(V~)	Protection Level Up(kV)	Standard Discharge Current (8/20 μ s) In(kA)	Max Current Capacity Imax (8/20 μ s) In(kA)	Response Time (ns)	Working Environment °C	Relative Humidity
CN1-C20/2P	230/420	385	1.8	15	30	25	-40~+85	≤95%(25°C)
CN1-C20/3P	230/420	385	1.8	20	40	25	-40~+85	≤95%(25°C)

Poles: 1、1+1、2、2+1、3、3+1、4



Model No.	Rated Voltage Uo(V~)	Continuous Working Voltage Uc(V~)	Protection Level Up(kV)	Standard Discharge Current (8/20 μ s) In(kA)	Max Current Capacity Imax (8/20 μ s) In(kA)	Response Time (ns)	Working Environment °C	Relative Humidity
CN1-D10/2P	230/420	420	2.5	30	60	25	-40~+85	≤95%(25°C)
CN1-D10/3P	230/420	420	3.0	40	80	25	-40~+85	≤95%(25°C)

Poles: 1、1+1、2、2+1、3、3+1、4